

Note Reading Worksheet

Treble Clef Exercise #1

E G B D F

Every Good Boy Does Fine

LINES: Write each note's name underneath

The letter names of the spaces spell out the word FACE

SPACES: Write each note's name underneath

ALL NOTES: Write each note's name underneath. Each measure's notes spell a word.

Note Reading Worksheet

Treble Clef Exercise #2

Every Good Boy Does Fine

LINES: Write each note on the correct line using quarter notes. Notes below B should have a stem on the right side facing up. Notes above B have stems facing down from the left side. The stem on the note B can face either direction

E B G D G D B F B F E G F D B E

E G B G G B D B E B G F E F D B

The letter names of the spaces spell out the word FACE

SPACES: Write each note in the space. Use quarter notes again. Make sure the stems are correct.

F E C E A C A E C A F A F A C F

A C A C F E F E E C A F E A C A

ALL NOTES: Write each note on the line or space. This time write half notes.

B E A D A G E C A G E B A D

B E G A C E B E D D A D

F E E D C A B B A G E D E A D B A G G A G E

Name _____

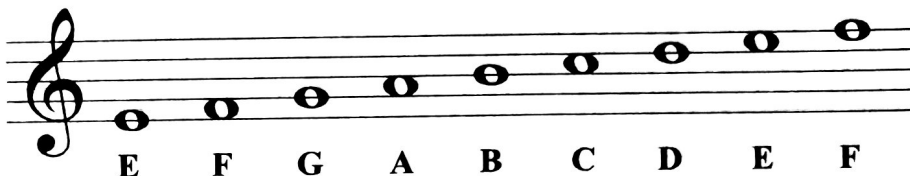
Date _____

The Staff - Treble Clef


A **clef** appears at the beginning of each staff. The clef shown here is a **treble clef**.




Each note on the treble clef staff has a letter name.




1. Practice drawing the treble clef sign by tracing over the guidelines. Draw five more in the remaining space.



2. Draw a treble clef at the beginning of the staff and write the letter name of each note.




3. Draw the treble clef at the beginning of the staff and then draw the notes indicated.
If a note can be drawn in more than one place on the staff, choose which one you want to draw.




A C E F D B A F D G

4. Draw the treble clef at the beginning of the staff.
Write the letter name for each note, then circle the higher note in each pair.



5. Draw the treble clef at the beginning of the staff.
Write the letter name for each note, then circle the lower note in each pair.



Musical Words - Treble Clef I

Each group of notes spells a word.
Write the word that each group spells.

Example 

B E D

1 

2 

3 

4 

5 

6 

7 

8 

9 

10 

11 

12 

13 

14 

15 

16 

17 

18 

Name _____

Class _____

Spell Words with Treble Pitches

Write the words that the pitches spell.



Name _____

Class _____

Name Pitches I - Treble Staff

Name each pitch.

1



2



3



4



5



6



7



8



9



Name _____

Date _____


Treble Clef - Ledger Lines

Ledger lines can be used to extend the upper and lower ranges of a staff.


This example includes notes which can be written above and below the treble clef using **ledger lines**.



1. Draw a treble clef at the beginning of the staff and write the letter name of each note.











2. Draw a treble clef at the beginning of the staff and write the letter name of each note.



3. Draw the indicated notes. Use ledger lines to draw the specified number of pitches without duplication.

Example






Finale® Worksheets, Copyright © 2009 by MakeMusic, Inc.




MakeMusic grants permission to duplicate this worksheet for non-profit, educational use only, provided each copy includes this copyright notice. Copies may not be sold or included in any materials offered for sale to the general public.



A MUSICAL STORY




Complete the story by filling in the note names underneath each measure.



I went on a fun trip with my friend. We packed our 



and climbed into a  . Along the way we stopped at a 



to  our  . We had an 

,  and 

. Ugh! The food was really  . We felt like we should  in 

so I  my friend to cut the 

and return home. I feared that i would  and felt like an animal in a 

. Suddenly I awoke and found myself at home in  . It had only been a 

dream.